

SHANGHAI LIBANG SOLAR WATER HEATER CO., LTD. User Manual

1, Check all materials, Include:

1.1, Water tank

1.2, Stand frame

1.3, Vacuum tubes



2, Assembly the stand frame






CAUTION: SHARP EDGE!
BE WEAR GLOVES WHEN ASSMBLE FRAME






Caution: Tube hole in the tank must align to tube holder. Otherwise, 1, tank maybe leakage. 2, Vacuum tubes will be crushed.



Insert Magnesium Bar (we suggest add it at the middle of tank)





Installation:

- 1, before insert vacuum tubes into water tank, lubricate tubes head with water or detergent, rotary screwing insert the tubes. after installation, clean the tubes.
- 2, When feeding water, must ensure that the temperature of tubes less than 40 centigrade. When cold water contact hot tubes, glass tubes maybe broken. We suggest after first installation, feeding water at next morning (before sun rise) day.
- 3, After installation, must keep the stand frame horizontal, correct installed. Adjust the stand frame till it be firmly fixed

Common accident:

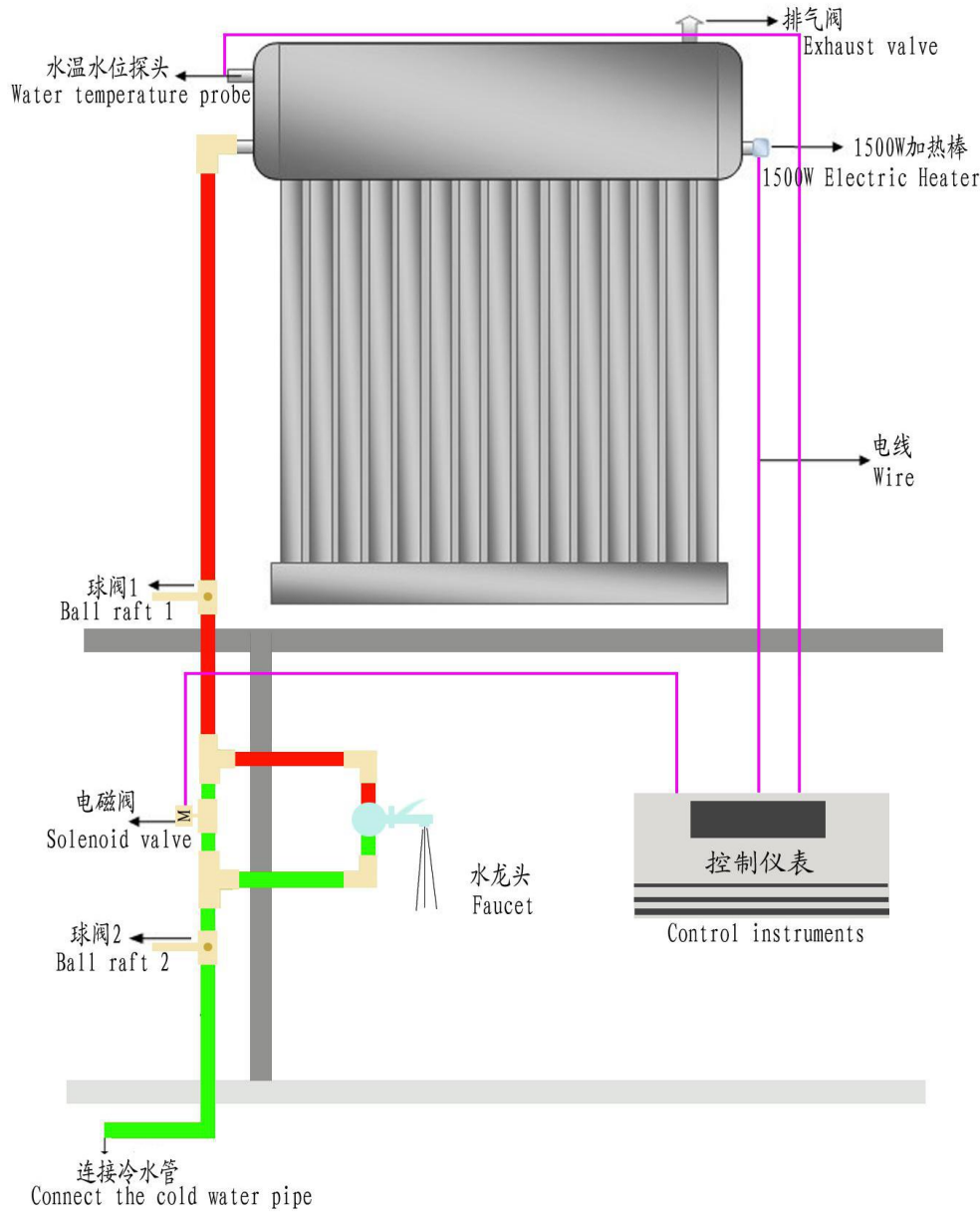
- 1, assembly SWH in day, then feeding water in day. glass tubes broken.
After a few hours sun light will heat vacuum tubes more than 200 centigrade. To prevent cold water contact hot glass tubes, tubes broken, we suggest when installation, along with feeding water. or feeding water in night.
- 2, long time no use, no water in vacuum tubes, feeding cold water in day will broken glass vacuum tubes.
- 3, Leakage after first installation.
-- Stand frame not fixed as well. Adjust the frame.

Common knowledge:

- 1, must keep air vent open.
- 2, when showering, must keep the electric off.
- 3, since the hot water in tank maybe very high temperature, to prevent empyrosis, we suggest slowly turn up the hot water flow.
- 4, long time no use, please cover the glass tubes.
- 5, if water is always boiling, please cover part of vacuum tubes.
- 6, we suggest each two months cleaning the inner tank with disincrustant.
- 7, we suggest add magnesium anode to absorb corrosion elements if the water quality is bad.

How to connect Instrument&Pipes

Non Pressured Model with TK-7 Intelligent Controller



LIBANG

Shanghai Libang Solar Water Heater Co., Ltd

Sales Executive: Karl Xu

Email: karl@lb-sun.com

Mobile/Whatsapp: 0086 13673324979

Skype: cnkarlxu

Add: No.900,Langfeng Road, Fengxian District, Shanghai City, China.

Website: <http://www.lb-sun.com>



Follow is Pre heated pressured solar water heater, with TK-7Y intelligent controller.

