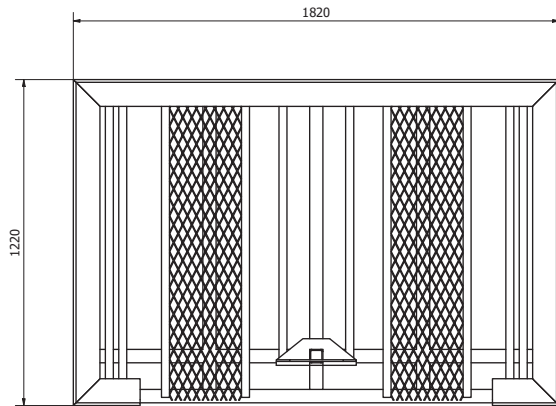
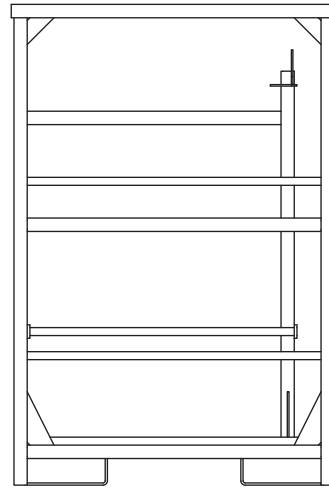
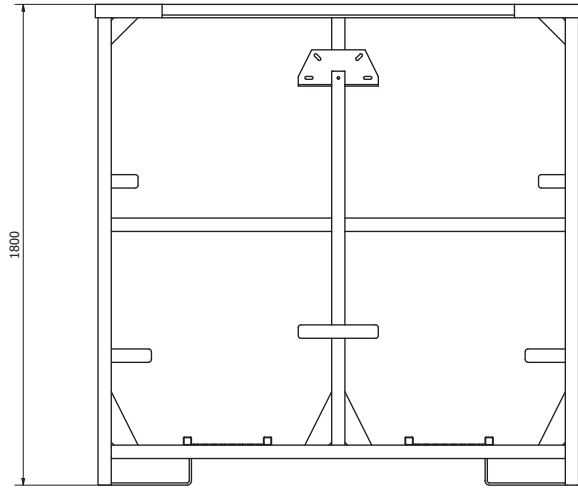


REV	DESCRIPTION	DATE
A	creation	10/05/2021

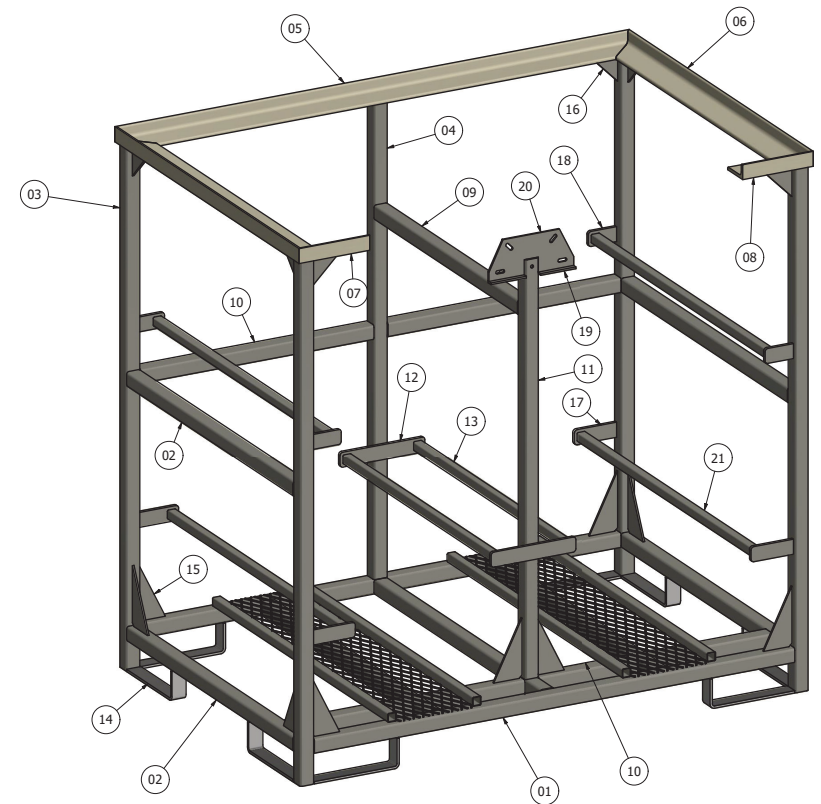
Status	
Presentation	
Quotation	X
Manufacturing	



One welded assembly
Material : S235
Raw weight : 234,8 kg
Surface treatment : Paint

REPERE	QTE	SECTION	DIMENSIONS
01	2	tube 50x50x4	lg : 1700 mm
02	7	tube 50x50x4	lg : 1100 mm
03	4	tube 50x50x4	lg : 1750 mm
04	1	tube 50x50x4	lg : 1600 mm
05	1	L profile 100x50x10	lg : 1820 mm
06	2	L profile 100x50x10	lg : 1220 mm
07	1	L profile 100x50x10	lg : 250 mm
08	1	L profile 100x50x10	lg : 250 mm
09	1	tube 50x50x4	lg : 950 mm
10	4	tube 50x50x4	lg : 825 mm
11	1	tube 50x50x4	lg : 1400 mm
12	2	plate th : 10 mm	300 x 50 mm
13	2	tube 30x30x2	lg : 990 mm
14	8	folded plate th : 8 mm	516 x 50 mm
15	10	plate th : 6 mm	200 x 100 mm
16	8	plate th : 6 mm	100 x 100 mm
17	4	plate th : 10 mm	150 x 50 mm
18	4	plate th : 10 mm	100 x 50 mm
19	1	plate th : 10 mm	300 x 100 mm
20	1	plate th : 10 mm	300 x 130 mm
21	8	tube 30x30x2	lg : 1160 mm
22	2	expanded metal 62x30x3	1180 x 270 mm

Add holes for fastening of parts 3
Add holes for fastening of articulated arms



Realised by	Verified by	Date of creation	Date of modif.	Code article
Seye		10/05/2021		

Base		
21-002189-1-1-0	Modification	Sheet
	A	1 / 1

Unit: mm. Unless other spec., use norm **NF EN 1090**