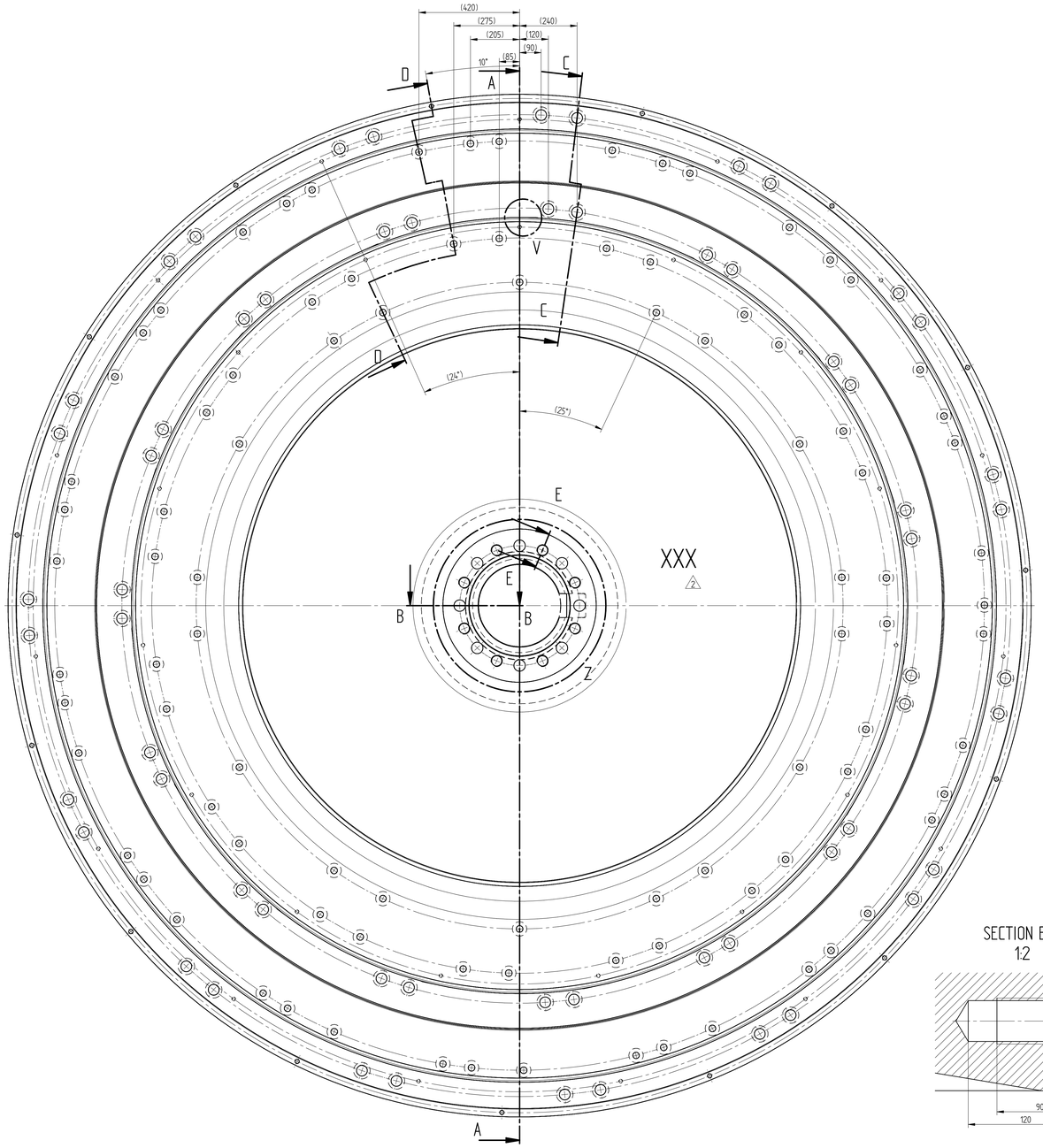

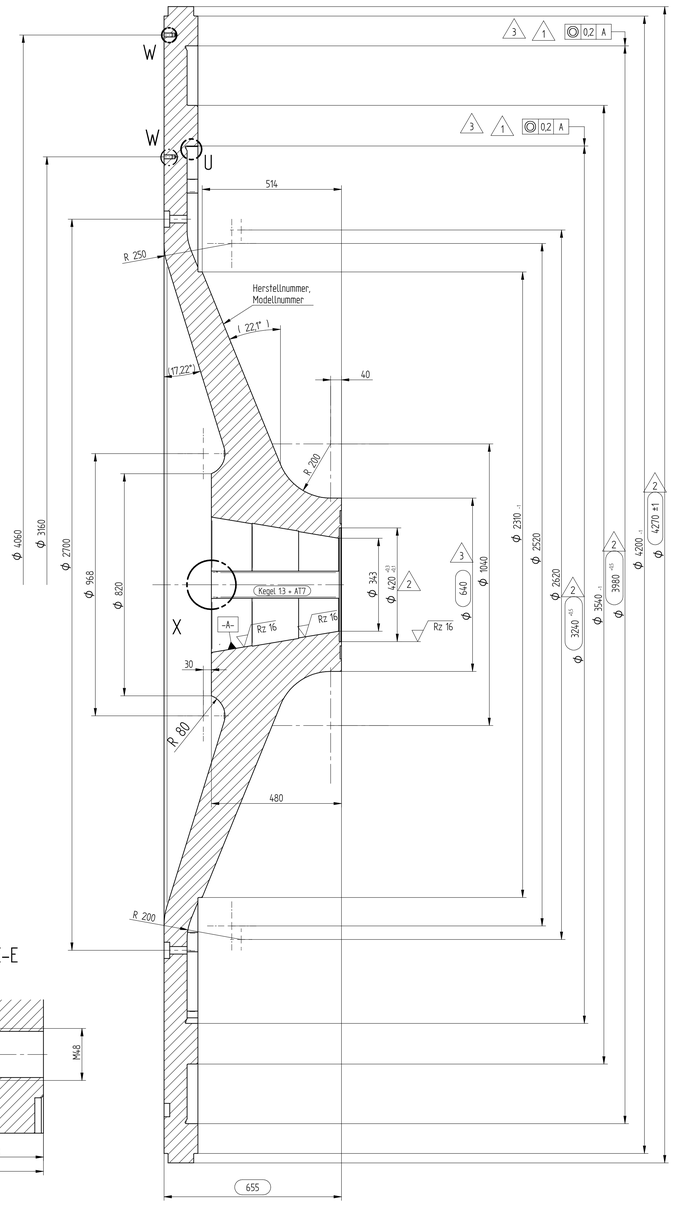

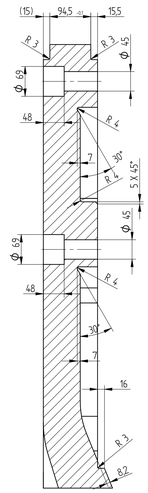

SECTION C-C
1:5

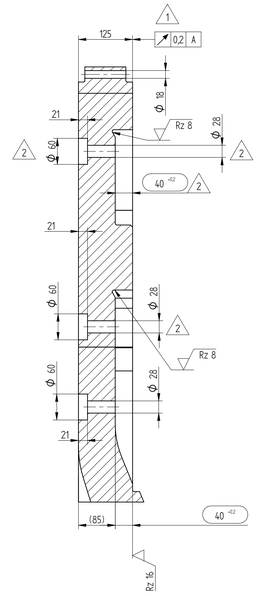

SECTION D-D
1:5

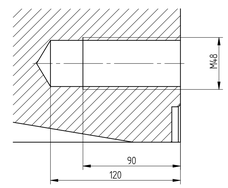

SECTION E-E
1:2

SECTION A-A

Samtliche Kanten 0,5 x 45°
Bohrungen nach Zeichnung : 1.47910/00 369-0023
Toleranz der Bohrungskoordinaten ± 0,2
Rechtsausführung gezeichnet
2 XXX Kennzeichnung, Herstell.-Nr. auf der Schulterseite

Hierzu Stückliste 1.47910/00 369-2002

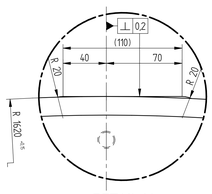

DETAIL V
1:2

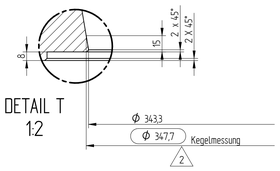

DETAIL T
1:2

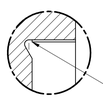

DETAIL U
1:2

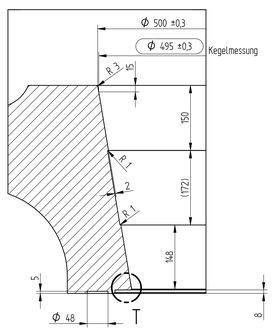

SECTION B-B
1:5

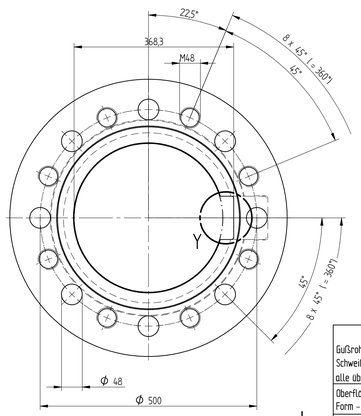

DETAIL Z
1:5

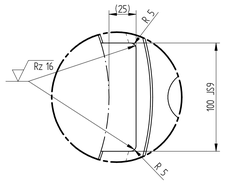

DETAIL Y
1:2

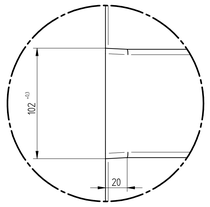

DETAIL X
1:2

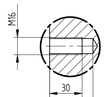

DETAIL W
1:2

Rz63 (Rz 16 Rz8)

Freimaßtoleranzen		Tolerances	
Gußrohteile	: GTB 17 DIN 1680, BL 1 + 2	Castings	: GTB 17 DIN 1680, BL 1 + 2
Schweißkonstruktionen	: BF ISO 13920	Welded fabrications	: BF ISO 13920
alle übrigen Maße	: mittel DIN ISO 2768	All other dimensions	: medium DIN ISO 2768
Oberflächenzeichen	: DIN ISO 1302	Surface symbols	: DIN ISO 1302
Form - und Lagetoleranzen	: DIN ISO 1101	Geometrical toleracing	: DIN ISO 1101
	: Istmaße werden protokolliert		: Dimensions which are to be adhered to

Ind.	Art der Änderung	Datum	Name Bearb.	Name gepr.	Name Freig.
3	Pos. 11, 8 1, 5 %, Form- u. Lagetoleranzen überarbeitet	08.04.2009	Knopfle	Buhl	Buhl
2	Bohrung Ø28 (Schnitt D), Toleranzen hinzugefügt	23.04.2007	Nonnenmacher	Rieker	Rieker
1	Angaben d. Form- u. Lagetoleranzen überarbeitet, Freimaßtoleranzen neu hinzu	13.03.2007	Pietsch	Rieker	Rieker