

Manufacturer symbol
marked on part
P/N **PS RF 13050712**
only

**FLAT HEAD 2.4 RIVETS
FLUSH WITH THE SURFACE**

ITEM NO.	PART NUMBER	DESCRIPTION	QTY.
1	PS RF 09050706	COVER	1
2	PS RF 13050712	STOPPER, COVER	1

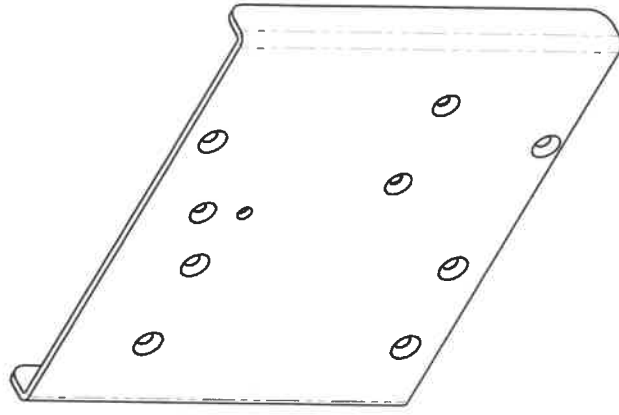
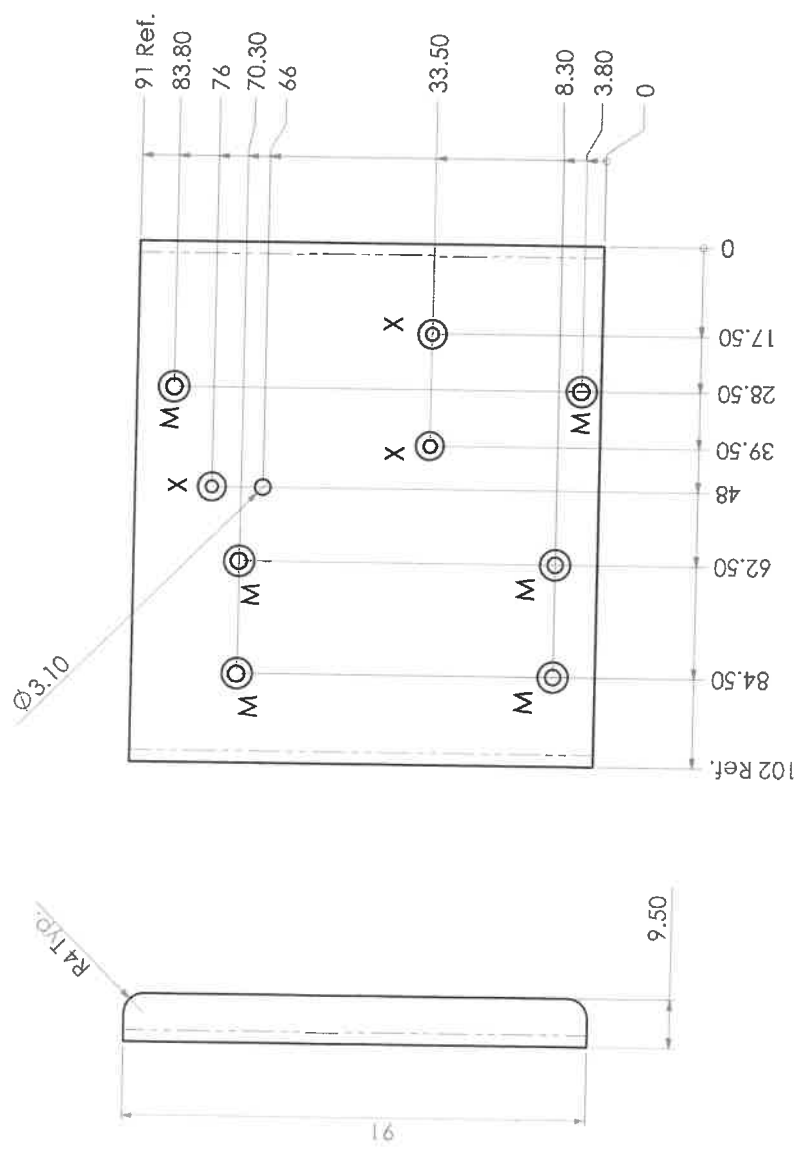
**NOTE: ALL DIMENSIONS AFTER COATING.
ALL SURFACE TREATMENTS MUST BE IN COMPLIANCE WITH ROHS DIRECTIVE.**

DIMENSIONS ARE IN MM DO NOT MANUALLY UPDATE		CAD GENERATED DRAWING.	
DECIMAL ANGULAR	BREAK CORNERS	DATE	18/07/2015
-0.10	+0.20	NAME	AVNI
-0.10	-0.20	AVNI	18/07/2015
PARTIAL		CHECKED	NAME
INCH		APPROVED	YCAV 18/07/2015
NEXT ASSY		USED ON	
APPLICATION		DO NOT SCALE DRAWING	
REV.		AA RF 21050722	REV.
SCALE: 1:1			SHEET: OF 1

COVER

TEL: 04-827 5357
FAX: 04-827 5358

ECO	REV.	DESCRIPTION	DATE	APPROVED
-----	------	-------------	------	----------



"X" = FLAT HEAD RIVET HOLE, Ø 2.4mm [x3]
 "M" = M3 COUNTERSUNK HOLE [x6]

NOTE: ALL DIMENSIONS AFTER COATING

UNLESS OTHERWISE SPECIFIED
 DIMENSIONS ARE IN MM
 TOLERANCES ARE:
 DECIMAL ANGULAR BREAK CORNERS
 +0.10 +0.20 0.30x45°
 -0.10 -0.20

CAD GENERATED DRAWING
 DO NOT MANUALLY UPDATE

NAME DATE
 DRAWN AV/RE 22/08/2016
 CHECKED NAME 22/08/2016
 APPROVED YGAV 22/08/2016

MATERIAL AL5052-H32
 FINISH IRIDITE

Part name: COVER
 PS RF 09050706
 A3
 SCALE: 1:1

NEXT ASSY USED ON APPLICATION
 DO NOT SCALE DRAWING

ECO REV. DESCRIPTION DATE APPROVED

91 Ref. 83.80 76 70.30 66 33.50 8.30 3.80 0 102 Ref. 84.50 62.50 48 39.50 28.50 17.50 0

R4 TYP. Ø3.10 M X M X M M M X X M M

1.50 99

"X" = FLAT HEAD RIVET HOLE, Ø 2.4mm [x3]
 "M" = M3 COUNTERSUNK HOLE [x6]

NOTE: ALL DIMENSIONS AFTER COATING

UNLESS OTHERWISE SPECIFIED
 DIMENSIONS ARE IN MM
 TOLERANCES ARE:
 DECIMAL ANGULAR BREAK CORNERS
 +0.10 +0.20 0.30x45°
 -0.10 -0.20

CAD GENERATED DRAWING
 DO NOT MANUALLY UPDATE

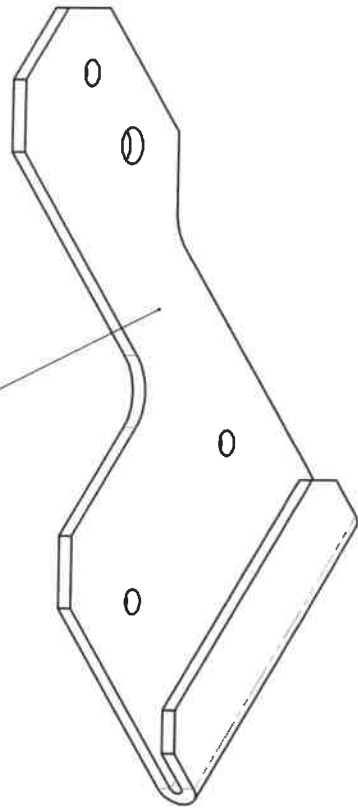
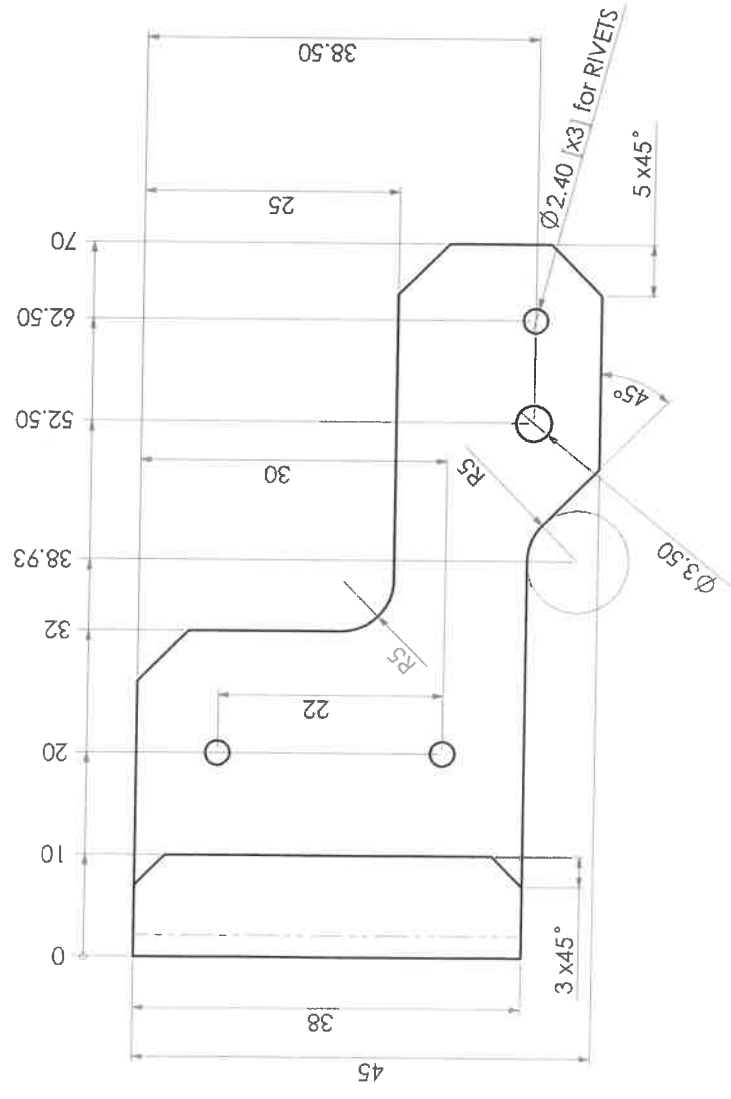
NAME DATE
 DRAWN AV/RE 22/08/2016
 CHECKED NAME 22/08/2016
 APPROVED YGAV 22/08/2016

MATERIAL AL5052-H32
 FINISH IRIDITE

Part name: COVER
 PS RF 09050706
 A3
 SCALE: 1:1

NEXT ASSY USED ON APPLICATION
 DO NOT SCALE DRAWING

ECO	REV.	DESCRIPTION	DATE	APPROVED
855	01	add manufacturer symbol	17.09.09	Natasha



**NOTE: ALL DIMENSIONS AFTER COATING.
ALL SURFACE TREATMENTS MUST BE IN COMPLIANCE WITH ROHS DIRECTIVE.**

UNLESS OTHERWISE SPECIFIED : CAD GENERATED DRAWING.
DIMENSIONS ARE IN MM : DO NOT MANUALLY UPDATE
TOLERANCES ARE :
DECIMA ANGULAR BREAK CORNERS
+0.10 +0.20° 0.30x45°
-0.10 -0.20°
MATERIAL : AL5052-H32 APPROVED YOAV 05/01/2011

Part name:
STOPPER, COVER

Part name:
STOPPER, COVER
SIZE: A3
SCALE: 2:1

FINISH : IRIDITE
DO NOT SCALE DRAWING

APPLICATION :
NEXT ASSY :
USED ON :

TEL: 04-627 5567
FAX: 04-627 5568

DATE :
NAME :
AVNI :
DRAWN :
CHECKED :
APPROVED :
YOAV :
05/01/2011

SHEET 1 OF 1